



FOOTBALL
NSW

2020 FFA CUP

PLAY FOOTBALL TEAM REGISTRATION GUIDE



FFA CUP

Contents

2020 FFA Cup Team Allocation	3
Allocating Players.....	4

2020 FFA Cup Team Allocation

For the 2020 FFA Cup, all players are to be allocated into Teams in Play Football.

All Club players must be registered for the 2020 Outdoor Season in Play Football to be eligible to participate in the 2020 FFA Cup.

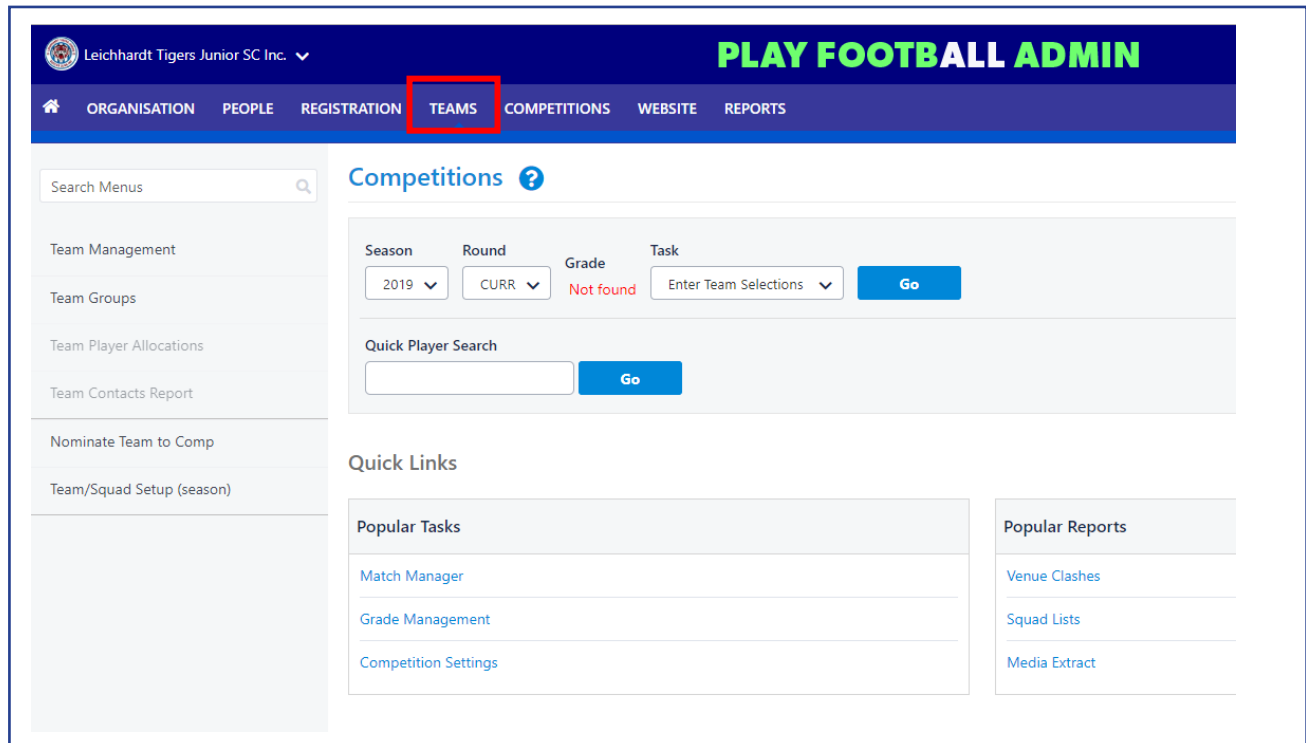
Follow the steps below to allocate your players, coaches and managers. There is to be no deviation to the team names specified. Any variation to the team name will mean that Football NSW will not be able to view your teams and as such they will not be eligible.

Clubs are to send their finalised registration report that contains all 2020 FFA Cup team and their participating players to Football NSW. Only players that meet the eligibility requirements and are listed on the Club registration report that is submitted by the Club to Football NSW are eligible to participate in the competition.

Ensure all players have up to date photos of themselves or the players ID list will not be approved. Once completed Football NSW will provide an approved player ID List. The most up to date list should be made available on every game day.

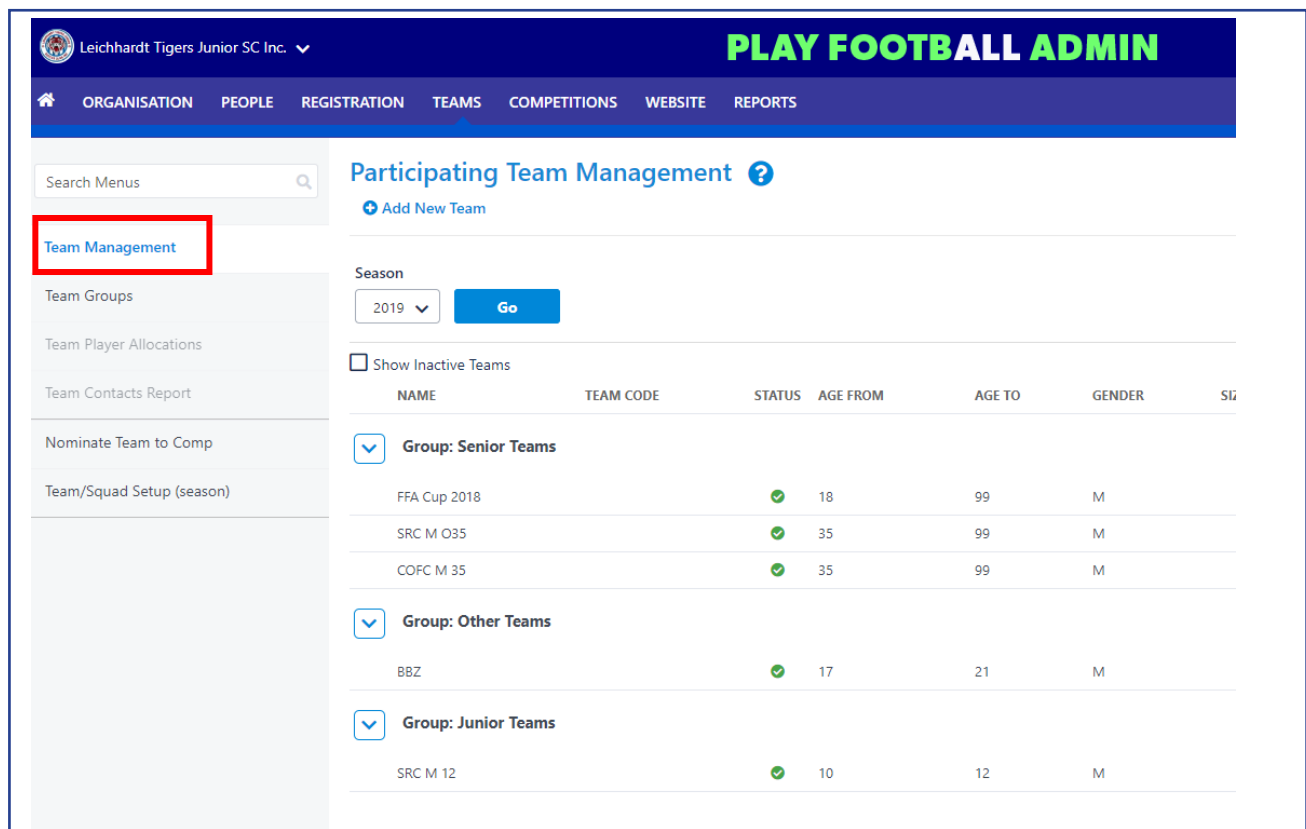
ALLOCATING PLAYERS

1. Log into Play Football Admin area:
2. In the main menu select **"Teams"**.



The screenshot shows the 'PLAY FOOTBALL ADMIN' interface for 'Leichhardt Tigers Junior SC Inc.'. The main navigation bar includes 'ORGANISATION', 'PEOPLE', 'REGISTRATION', 'TEAMS', 'COMPETITIONS', 'WEBSITE', and 'REPORTS'. The 'TEAMS' menu item is highlighted with a red box. On the left, a sidebar menu lists 'Team Management', 'Team Groups', 'Team Player Allocations', 'Team Contacts Report', 'Nominate Team to Comp', and 'Team/Squad Setup (season)'. The main content area is titled 'Competitions' and features filters for 'Season' (2019), 'Round' (CURR), 'Grade' (Not found), and 'Task' (Enter Team Selections), along with a 'Go' button. Below this is a 'Quick Player Search' section with an input field and a 'Go' button. At the bottom, there are 'Quick Links' sections for 'Popular Tasks' (Match Manager, Grade Management, Competition Settings) and 'Popular Reports' (Venue Clashes, Squad Lists, Media Extract).

3. Select **"Team Management"** on the top left-hand side of the screen.



The screenshot shows the 'PLAY FOOTBALL ADMIN' interface for 'Leichhardt Tigers Junior SC Inc.'. The main navigation bar includes 'ORGANISATION', 'PEOPLE', 'REGISTRATION', 'TEAMS', 'COMPETITIONS', 'WEBSITE', and 'REPORTS'. The 'Team Management' menu item in the left sidebar is highlighted with a red box. The main content area is titled 'Participating Team Management' and features an 'Add New Team' button. Below this is a 'Season' filter (2019) with a 'Go' button. A checkbox labeled 'Show Inactive Teams' is present. The main content is a table with columns: NAME, TEAM CODE, STATUS, AGE FROM, AGE TO, GENDER, and SI. The table is grouped into three sections: 'Group: Senior Teams', 'Group: Other Teams', and 'Group: Junior Teams'. Each group has a dropdown arrow and contains several rows of team data.











NAME	TEAM CODE	STATUS	AGE FROM	AGE TO	GENDER	SI
Group: Senior Teams						
FFA Cup 2018		✓	18	99	M	
SRC M O35		✓	35	99	M	
COFC M 35		✓	35	99	M	
Group: Other Teams						
BBZ		✓	17	21	M	
Group: Junior Teams						
SRC M 12		✓	10	12	M	

4. A team already exists named FFA Cup 2020, in the list, select the “person icon” and allocate the relevant players to the team. Do not allocate more than 40 players to a team. Players cannot be removed from a team once the registration report has been verified and lodged with Football NSW.

Season

2019

Show Inactive Teams

NAME	TEAM CODE	STATUS	AGE FROM	AGE TO	GENDER	SIZE LIMIT	CURR SIZE	EDIT	MEMBERS
Group: Senior Teams									
FFA Cup 2018		✓	18	99	M		0		
SRC M 035		✓	35	99	M		0		
COFC M 35		✓	35	99	M		0		
Group: Other Teams									
BBZ		✓	17	21	M		0		
Group: Junior Teams									
SRC M 12		✓	10	12	M		0		

5. If the team does not already exist, please call Football NSW.

- After clicking the "person icon" it will take you to the Squad Maintenance page. All clubs must allocate players to the FFA Cup 2020 team. Firstly, you will need to leave the Allocation Status on "All", then hit Filter."

Squad Details

Name: FFA Cup 2020

Description: 2020 FFA Cup 2020

Player Filter

Club: ALTF

Football: All

Registration Sub Status:

Allocation Status: All

Role: All Roles

Gender: All

Age: 4 14 24 34 44 54 64 74 84 94 (5 - 70)

Registration Period: 2020

Measurement date: 31-12-2020

School: Select...

Teams Filter: Teams Filter

Filter

- At the bottom of the page two lists will be displayed. On the left, Available Players, and on the right will be Squad List. Clubs will need to Add players by clicking on the + button, from the available players to squad list. Players will then move across to the squad list. Once completed you must hit save, and notify Football NSW.

Available Players

Disable paging and show results in single view

Non-Player Roles: Please select Non-Playing roles..

Allocate

Squad List - 0 players

FFA#	NAME	DOB	CAPT	SUB	KEEPER	REMOVE
No records to display.						

Note: Use drag and drop to change player positions.

Non Playing List

FFA#	NAME	DOB	ROLE	REMOVE
No records to display.				

Save

Support

If you have a FFA Cup 2020 specific question, please contact the Competition Coordinator:

Wade Giovenali: (02) 8814 4467

wadeg@footballnsw.com.au

(business hours – 9am-5pm Mon-Fri)



FOOTBALL
NSW