



Safe soccer goals guide:

Keeping kids safe before, during and after the game

A guide for teachers, coaches, volunteers and assistants involved in kids' soccer

Why soccer goal safety?

Australian children and teenagers have been seriously injured and have died after moveable soccer goals were installed incorrectly and/or used inappropriately.


There have been more than 40 deaths and a range of serious injuries associated with moveable soccer goals worldwide, and at least seven deaths and one incident resulting in the person becoming paraplegic in Australia.

You can help prevent death and injury to young soccer players by following the steps over the page.

Blunt force injuries and trauma to the head, neck, chest and limbs can occur from moveable soccer goals due to:

- instability
- goals becoming unanchored
- goals with inadequate anchoring
- inappropriate or ineffective installation
- inappropriate use, such as swinging on goalposts or crossbars.

The hazards associated with moveable soccer goals particularly apply to goalposts weighing 28 kgs or more.



Unsafe moveable soccer goals can kill.


How can I make moveable soccer goals safer?

ANCHOR, CHECK, RESPECT: **The Game Plan for Moveable Soccer Goal Safety**

There are simple ways to help prevent death and injury to young soccer players from moveable soccer goals. Always remember to anchor, check and respect moveable soccer goals.

1. ANCHOR

- ✓ Anchor moveable soccer goalposts securely into the ground.
- ✓ It takes 200 kgs to properly anchor a full size portable soccer goalpost, which equals:
 - 10 stakes
 - 12 bags of sand, or
 - 10 bags of cement mix.



2. CHECK

- ✓ Check that your moveable soccer goal is anchored correctly:
 - ensure there are no children around the goalpost
 - shake the goalpost using both hands and push it from behind
 - if the goalpost falls, don't use it until it has been properly secured.
- ✓ Before every game or training session, test that the moveable soccer goal is properly secured and safe to use.
- ✓ Don't use it if it's not safe.



3. RESPECT

- ✓ Ensure that no one climbs, swings or plays on a moveable goalpost.
- ✓ Store the moveable goalposts safely when not in use.



Remember:
Game ends, goals off.

Moveable soccer goals can kill, so keep them off the field between games.

See this as a video
on YouTube featuring
Adrian Leijer





Stability checklist

Use this checklist to help you further determine whether the moveable soccer goals on your field are stable and safe enough for your players to use.

STABILITY	YES	NO
<p><i>1. Is your moveable soccer goal on a level surface?</i></p> <p>If YES, go to the next question.</p> <p>If NO, do not use it until it has been placed on a level surface.</p>		
It takes 200 kilograms to properly anchor a full size portable soccer goalpost.		
<p><i>2. Is your moveable soccer goal securely anchored by:</i></p> <ul style="list-style-type: none">• 10 stakes• 12 bags of sand• 10 bags of cement mix, or• other equivalent anchoring method? <p>If YES to any of these, go to the next question.</p> <p>If NO, do not use it until it has been properly anchored.</p>		
After ensuring that your goalpost area is clear of children, vigorously shake the anchored goalpost from the side using both hands. Next, push it forward from behind.		
<p><i>3. Did your goalpost move or fall over?</i></p> <p>If YES, do not use it. Check that the goalpost is on a flat surface and check your anchors again. You may need to add more anchors to secure it.</p> <p>If NO, enjoy your game!</p>		



By ensuring that the goalposts are safe, correct and used with respect, they are much less likely to injure kids.



Frequently Asked Questions

Q: How can I tell whether the soccer goals on my field are moveable soccer goals and therefore potentially dangerous?

A: Moveable soccer goals are any freestanding soccer goal designed to be moved for use in various locations. The safety concerns are especially with those that weigh 28kg or more as they may cause serious injury and trauma to the head, neck, chest and limbs if they topple over.

To find out how much a moveable soccer goal weighs, follow these three steps:

1. Carefully lower the goal with goal attachments, such as net and stakes, until the crossbar rests on the ground.
2. Raise the crossbar and insert a support structure and weighing scale under the centre (mid-point) of the crossbar so that the crossbar is resting on the weighing scale.
3. Note the weight indicated on the scale.

Further guidance about measuring weight is available at www.productsafety.gov.au/soccergoals.

Q: If I ever need to purchase goalposts, what types should I go for?

A: The following types of soccer goalposts are safer options:

- permanent soccer goals—any soccer goals that can be fixed by concrete or other material to ground, or
- semi-permanent soccer goals—any soccer goals designed to be inserted into the ground or a ground sleeve.

Choose models made according to the Australian Standard AS 4866.1-2007 'Playing field equipment—Soccer goals—Safety aspect', which is available from SAI Global (www.saiglobal.com).

Q: How do I prevent kids from swinging on and playing around the goals and potentially being injured or killed by a falling goalpost?


A: Remember: **Game ends, goals off.** Moveable soccer goals can kill, so keep them off the field between games. During games, make sure there is constant adult supervision of kids and teenagers around the goalposts—and don't let anyone swing on the crossbar.

Useful links

For more information on moveable soccer goal safety and to order copies of this guide, the DVD and the brochure, please visit the website:


 www.productsafety.gov.au/soccergoals

For more information about product safety and to keep up to date with the latest information and alerts:

 Product Safety Australia website
www.productsafety.gov.au

 Like the ACCC Product Safety page

 Recalls Australia website www.recalls.gov.au

 Watch our safety videos on the ACCC Product Safety YouTube channel

 Follow @ACCCProdSafety

ACCC Infocentre: 1300 302 502



Australian
Competition &
Consumer
Commission

Australian Competition and Consumer Commission
23 Marcus Clarke Street, Canberra, Australian Capital Territory 2601
© Commonwealth of Australia 2013

Important notice

The information in this publication is for general guidance only. It does not constitute legal or other professional advice, and should not be relied on as a statement of the law in any jurisdiction. Because it is intended only as a general guide, it may contain generalisations. You should obtain professional advice if you have any specific concern.

The ACCC has made every reasonable effort to provide current and accurate information, but it does not make any guarantees regarding the accuracy, currency or completeness of that information.

ISBN 978 1 921973 56 7

ACCC 06/13_693