

FUTSAL VENUE TECHNICAL REQUIREMENTS

2024 COMPETITIONS



**FOOTBALL
NSW**

CONTENTS

SECTION 1:	
Administration, Scope and Breach.....	1
SECTION 2:	
Safety, Security and Access	2
SECTION 3:	
Pitch Requirements.....	4
SECTION 4:	
Player and Referee Facilities	9
SECTION 5:	
Lighting	10
SECTION 6:	
Spectator Facilities.....	11
SECTION 7:	
Media Facilities	12
SECTION 8:	
Medical Facilities.....	13
SECTION 9:	
Other Venue Facilities	14

Version 1, issued September 2024

SECTION 1: ADMINISTRATION, SCOPE AND BREACH

1. Scope and Application

- a) The Football NSW (FNSW) Futsal Venue Technical Requirements (the Requirements) are applicable to all Clubs competing in the FNSW Futsal Premier League, Futsal Premier League 2, Futsal Development League and AWD Futsal League (Leagues).
- b) Unless stated otherwise, the articles of the Requirements are applicable to all Leagues and Age Groups.
- c) A breach of any article of the Requirements may result in disciplinary action.

2. Venue Non-Compliance

Should a Club allow the degradation of their Venue to a condition where the criteria are no longer met, or should a Club not meet a schedule of work warranted in an Application Form submitted for entry to a FNSW League, FNSW will determine one of the following courses of action:

- a) All or some of the Club's matches shall be played at their opponent's Venue, where available.
- b) FNSW shall nominate an alternative Venue for the Club's matches.
- c) A combination of a) and b) shall be employed.
- d) Removal of all or some of the Club's teams from FNSW Competitions and incorporation of a bye, and where applicable forfeits for any concluded matches in accordance with the FNSW Competition Regulations.

In all cases of a) through d), the non-compliant Club whose Venue has not met the required criteria will be responsible for the full costs incurred by FNSW or the opponent Club for the staging of all aspects of their "home" matches.

3. Dispensation

- a) FNSW may grant special dispensation to a Club that is in the process of upgrading their facilities but for no longer than one (1) season.
- b) Should the required renovations not be completed prior to the season following granting of the dispensation, the Club may not be admitted to the League however it may be placed in another League at the discretion of FNSW.
- c) FNSW may authorise the temporary use of a non-compliant Venue in order to complete matches where scheduling means that, with all other measures exhausted, use of the non-compliant Venue is the only means by which the match can be completed.

4. Futsal Facilities Report

- a) Each Club must submit Futsal Facilities Report upon request by FNSW.
- b) The Futsal Facilities Report must be completed in its entirety and submitted by the stipulated date. A failure to lodge, or failure to complete the Report in its entirety, may lead to disciplinary action.

SECTION 2: SAFETY, SECURITY AND ACCESS

1. Responsibility

It is the responsibility of each individual Club to ensure the safety and security of all individuals participating in, officiating at, working at or otherwise attending matches at the Club's nominated Venue.

2. Enclosed Venues

All Venues where matches in the Leagues are played must be completely enclosed.

3. Prohibited Items

- a) All Clubs are required to comply with the FA Inclusivity Principles for Club Identity. For more information – [click here](#).
- b) Clubs, Officials, Spectators and/or Players are prohibited from using and/or displaying in logos, letterheads, clothing, programs and/or newsletters, any of the following items:
 - i. National Flags other than the Australian Flag
 - ii. Emblems or symbols which promote a political objective or movement
 - iii. Maps other than a map of a geographic area of Australia or parts thereof
 - iv. Any slogan or message of a political nature
 - v. Anything of any nature that does not positively reflect the image of the Club, FNSW or the game in general
- c) At any match under the jurisdiction of FNSW, the following items are prohibited (Prohibited Items):
 - i. Flares
 - ii. Fireworks
 - iii. Other flammable objects
 - iv. National Flags other than the Australian Flag
 - v. National or Political Emblems other than the Australian Emblem
 - vi. Loudhailers
 - vii. Banners or placards displaying political messages or slogans
 - viii. Instruments prohibited by law
 - ix. Anything of any nature that does not positively reflect the image of the Club, FNSW or the game in general
- d) Each Club will be required to take steps to ensure that its supporters (at both home and away matches) and patrons (at home matches) are aware of the Prohibited Items.
- e) FNSW or any FNSW appointed official may request the immediate removal of any Prohibited Item at their discretion.
- f) Each home Club is to ensure that Prohibited Items are not brought into their Venue by any spectator or individual.
- g) The failure of Individuals, Clubs and organisations to comply with the Prohibited Items requirement may result in disciplinary action.

4. Emergency Exit Plan

All Venues must have an Emergency Exit Plan. The Emergency Exit Plan must be clearly displayed at all points of entry and exits as well as at other strategic points around the Venue.

5. Emergency Exits

All Emergency Exits must be clearly signposted and adequately lit, in accordance with Australian Standards, and must be free of any form of obstruction.

6. Emergency Services Access

There must be direct access to the Pitch for Emergency Service personnel.

7. Smoking and Drinking

- a) Smoking or consuming alcohol within a Venue is prohibited.
- b) Smoking is also prohibited in all spectator areas within the boundaries of a Venue.

8. Fire Prevention

A Venue must be equipped with all fire prevention devices as required by Government and Australian Standards.

9. Venue Security Plan

FNSW may from time to time, due to the actual or the perceived possibility of a disturbance, require Clubs to submit a Venue Security Plan for any match played at its Venue.

The Venue Security Plan must at a minimum consider and define:

- a) Projected crowd figures.
- b) Venue Access points for players, officials, spectators, media etc.
- c) Pedestrian flows into and out of relevant areas of the Venue for Teams, Match Officials, Media and Spectators
- d) Access and flows for Emergency Services and Security
- e) Modes of control of access to restricted areas
- f) Position and numbers of Security and Police at strategic points around the Venue and Venue precinct
- g) Signposting of entry and exit points
- h) An Emergency Exit Plan

10. Restricted Access Areas

Clubs are required to implement Restricted Access to the following areas as a minimum:

- a) Player's Dressing rooms for Players, Club Officials and Match Officials only
- b) Referees' Dressing Rooms for Match Officials only
- c) Technical Area for Players, Match Officials, Security Personnel, Emergency Services and Club Officials only
- d) Pitch for Players, Team Officials, Match Officials, Security Personnel and Emergency Services only
- e) Registered photographers only

SECTION 3: PITCH REQUIREMENTS

1. Pitch Dimensions

The following diagrams detail the minimum, maximum and compulsory dimensions for Pitch markings. All Pitches used in FNSW Futsal Club Competitions must conform to these dimensions.

- a) FIFA recommendations for Pitch dimensions in International football are 40 metres in length and 20 metres in width. Clubs are encouraged where possible to mark their pitches in accordance with this standard.
- b) There must be buffer zones between the Pitch line marking and any Advertising Boards or structure (i.e. seating or wall). The recommended minimum distance for a buffer zone from the touch line or goal line is 3 metres, with the exception of the touch line on which side the Technical Area is located, which must extend five (5) metres to allow for the Team Benches.

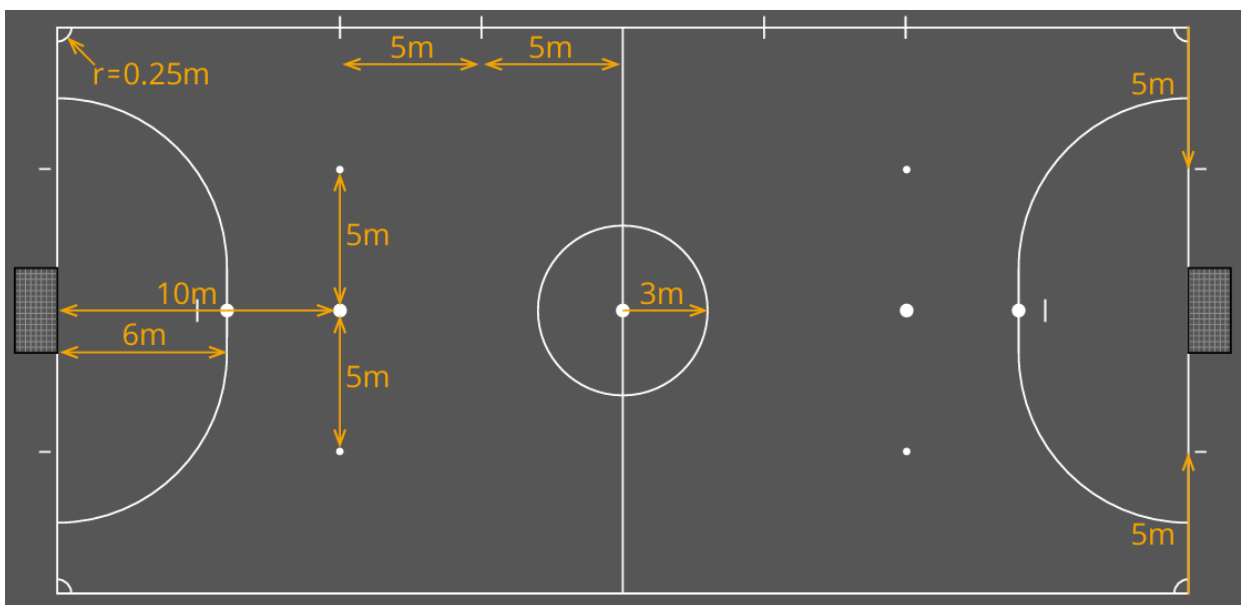


Diagram 1 – Pitch Dimensions

An additional mark (line) must be made in the penalty area, 5m from the 10m mark, to ensure that defending goalkeepers observe this distance when a DFKSAF is being taken. This mark is 8cm wide and 40cm long.

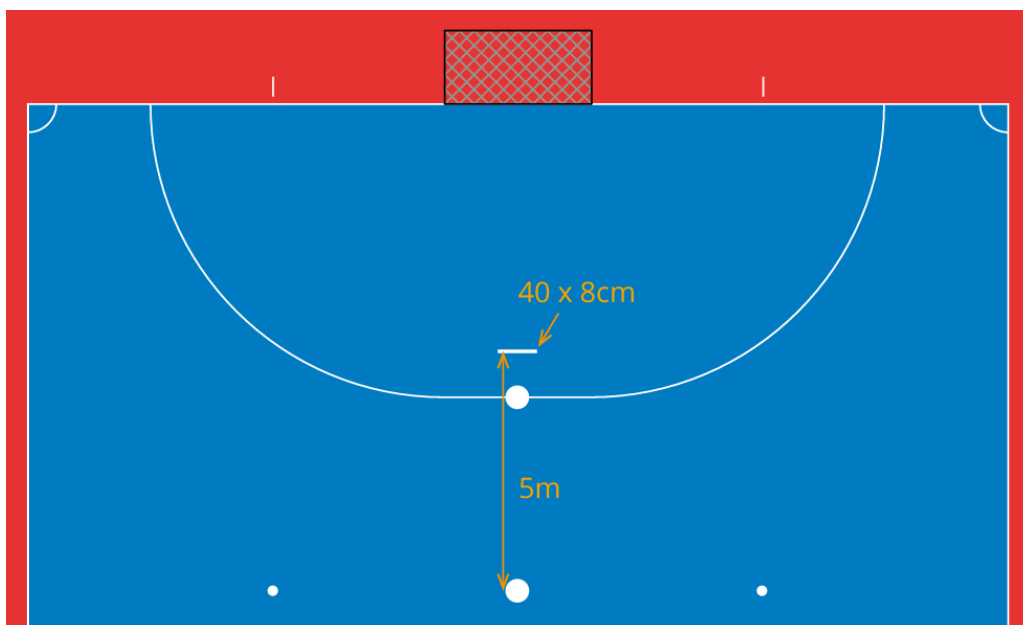


Diagram 2 – Penalty Area

2. Playing Surface

The Pitch must be a flat, smooth non-abrasive surface, made of wood or approved artificial surface.

3. Line Markings

- The Pitch must be rectangular and marked with lines. The longer lines are called touch lines, the shorter lines are called goal lines.
- Line markings must be in accordance with the Pitch Dimensions, and they must be clear and accurate. It is preferred that the line markings be 8cm in width as per FIFA Futsal Laws of the Game.

4. Goal Posts

- Goal posts must meet FIFA regulations and must be in accordance with the [FNSW Goal Post Safety Policy](#) and Australian Standards.
- Width of posts must not exceed 8cm, and it is preferred that the goal line is the same width as the posts as per Diagram 3 below.
- Goal nets must be attached to the posts and floor behind the goals in a manner that conforms to Australian Standards and does not obstruct the goalkeeper in any way.

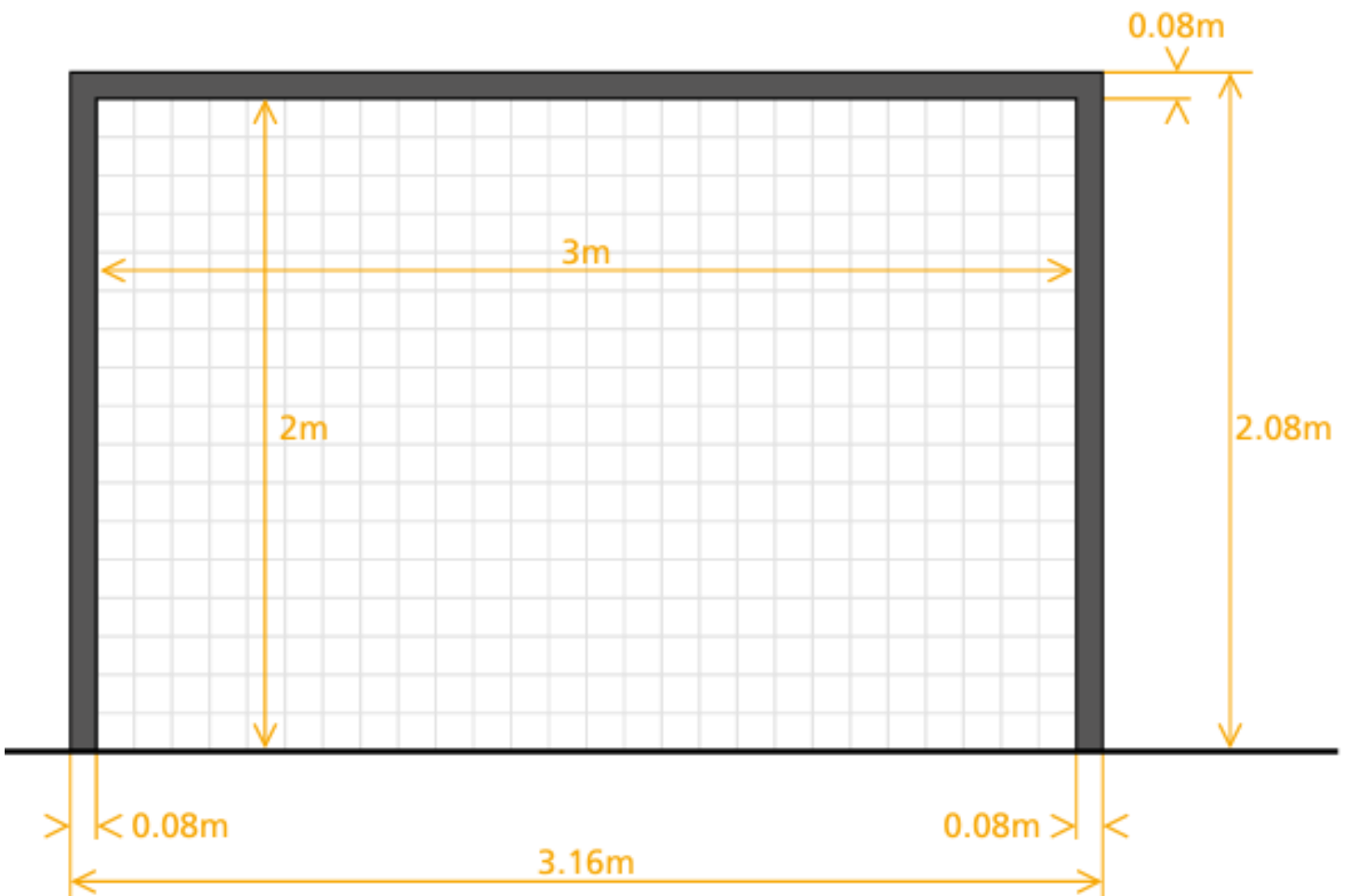


Diagram 3 – Goal Post Dimensions

5. Technical Area

It is recommended that the Technical Area is line marked as per the dimensions in Diagram 4 below. The Technical Area must contain:

- a) two (2) team benches, capable of seating thirteen (13) people on each bench.
- b) a table and chair for the timekeeper.

6. Substitution Zone

The substitution zones are the areas on the touchline in front of the team benches.

The substitution zones may form part of the pitch marking or may be identified with non-slip tape.

The substitution zones are situated in front of the technical area and are 5 metres in length. They are marked at each end with a line 80cm in length, 40cm of which is marked on the pitch, 40cm off the pitch.

A team's substitution zone is situated in the half of the Pitch defended by the team, and changes in the second half and periods of extra time when applicable.

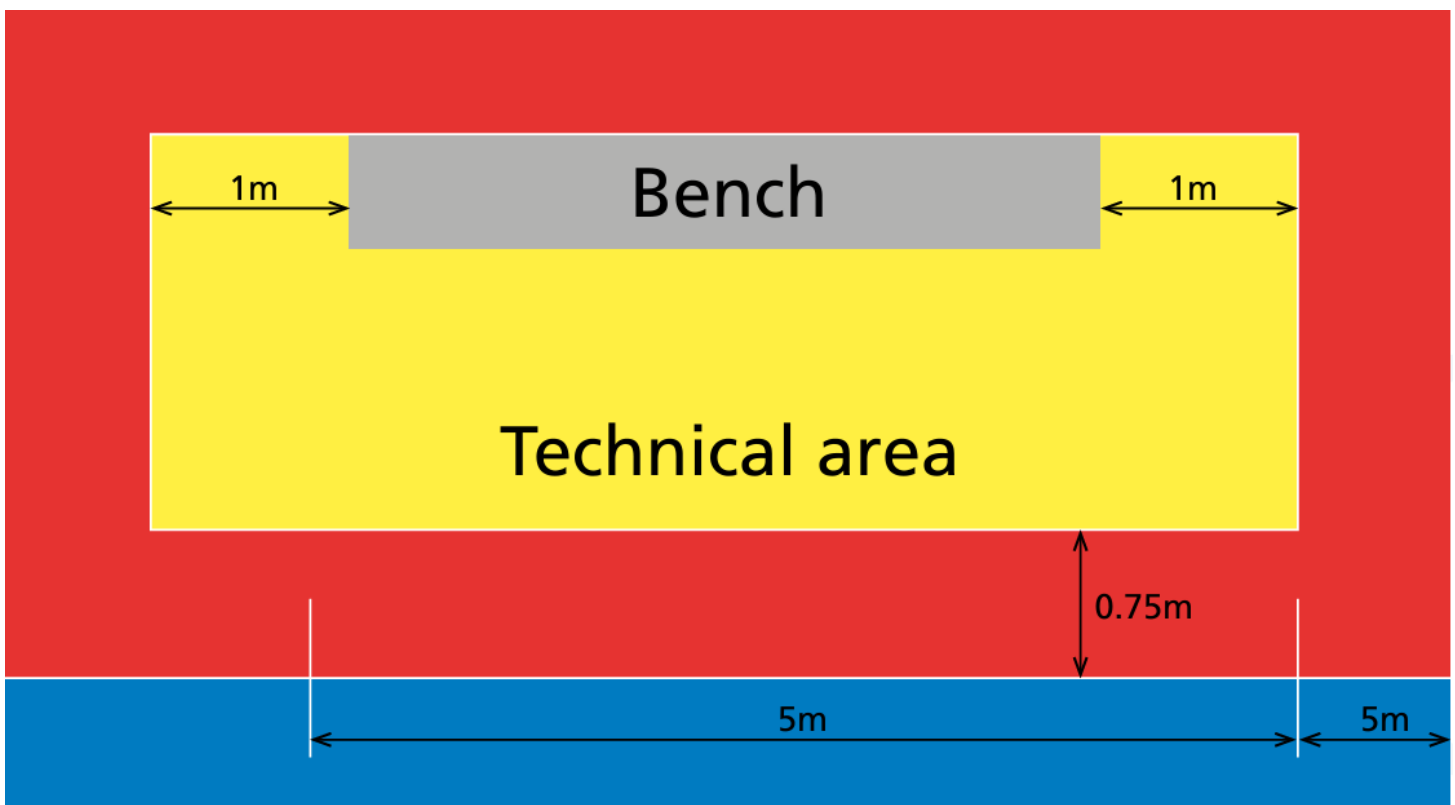


Diagram 4 – Technical Area line marking and recommended dimensions

SECTION 4: PLAYER AND REFEREE FACILITIES

1. Player Dressing Rooms

- a) Separate Dressing Rooms located near to the Pitch, must be provided for the home and the visiting Team. Each of the home and visiting Team Player Dressing Rooms must be:
 - i. Permanent structures
 - ii. Well-ventilated
 - iii. Able to seat 12 people comfortably
- b) It is preferred that the Player Dressing Rooms contain a minimum of:
 - i. Two (2) showers with hot and cold water
 - ii. One (1) toilet
- c) Player Dressing Rooms and the associated facilities are to be maintained in a clean and workable condition and be checked immediately prior to each match day.

2. Referee Dressing Rooms

- a) A separate Dressing Room, located near to the Pitch, must be provided for the Referees.
- b) The Referee Dressing Rooms must be:
 - i. A permanent structure
 - ii. Well-ventilated
 - iii. Able to seat five (5) people comfortably
- c) It is preferred that the Referee Dressing Room contains:
 - i. A minimum of one (1) shower with hot and cold water
 - ii. A minimum of one (1) toilet
- d) The Referee Dressing Room and the associated facilities are to be maintained in a clean and workable condition and be checked immediately prior to each match day.

SECTION 5: LIGHTING

1. Pitch Lighting

The Pitch for all matches must be lit to a maintained average horizontal floodlighting illuminance of 500 lux.

2. Venue Lighting

- a) General lighting to seating and pedestrian pathways must be provided at all Venue and must conform to all applicable safety standards.
- b) It is the Club's responsibility to ensure that the Venue lighting, including emergency lighting in case of loss of power or evacuation, meets the required standards.

SECTION 6: SPECTATOR FACILITIES

1. Seating

- a) Seating can be either bench or individual bucket style.
- b) In calculating the numbers of spectators a bench seat accommodates, the equation of two (2) people to every one (1) metre of bench seating is to be used.
- c) Any spectator seating must be a minimum of 2 meters back from the field of play.

2. Disabled Seating

- a) Dedicated seating must be made available for disabled spectators.
- b) Disabled Seating must provide:
 - i. easy access to the car park and/or main entrance
 - ii. easy access to disabled toilet facilities
 - iii. an unobstructed view of the Pitch

3. Toilets

- a) Adequate public toilet facilities must be made available for male, female and disabled spectators.
- b) It is the home Club's responsibility to ensure the toilets, washrooms and wash-room products must be maintained in a good and clean condition, especially on match days.
- c) As a guide there should be one (1) toilet for every 100 potential spectators.

SECTION 7: MEDIA FACILITIES

1. Broadcast Camera Positions

- a) All Venues used for the Futsal Premier Leagues NSW must provide Broadcast Camera positions.
- b) Broadcast Camera Positions may be provided by either:
 - i. Permanent camera platforms positioned in or on the main grandstand.
 - ii. Temporary camera positions positioned on the opposite side to the grandstand.
 - iii. The positions listed in i) and ii) must be located at halfway of the Pitch and in an elevated position offering an unobstructed view of the Pitch.
- c) Please see the following table with the recommended positions for broadcast cameras in Venues used for the Futsal Premier Leagues NSW:

Venue	Automotive Cameras	Operating Cameras
AIS Training Halls	Bench Side	Grandstand Side
Heffron Centre	Grandstand Side	Grandstand Side
Illawarra Hockey Centre	Grandstand Side	Grandstand Side
Morris lemma	Grandstand Side	Grandstand Side
Mpowerdome	Grandstand Side	Grandstand Side
PCYC Dee Why	Bench Side	Grandstand Side
PCYC Hawkesbury	Bench Side	Grandstand Side
The Centre Dural	Grandstand Side	Grandstand Side
Valentine Sports Park	Bench Side	Bench Side

- d) If a Venue is not listed above, please contact the Football NSW Competitions Department to confirm the location of the broadcast camera.

2. Commentators

All Venues used for the Futsal Premier Leagues must provide, next to, or as close as possible to, the broadcast camera at the Venue, the following facilities for the designated commentator:

- a) One table
- b) One chair

SECTION 8: MEDICAL FACILITIES

1. Medical Room

Each Venue must have a Medical Room, which:

- a) must be located in close proximity to the Pitch.
- b) Is equipped with a physiotherapy/massage table.

2. Medical Supplies

- a) Each Venue must provide basic Medical Supplies.
- b) The term “Basic Medical Supplies” is defined as the contents of a general purpose First Aid Kit and must comply with Australian Standards.

3. Stretchers

Each Venue must have one (1) first aid stretcher available for every match that complies with all applicable Australian Standards.

SECTION 9: OTHER VENUE FACILITIES

1. Scoreboard

- a) An elevated Scoreboard is required at all Venues.
- b) The scoreboard must be visible from all areas of the relevant Pitch.

2. Public Address System

- a) A Public Address System is required at all Venues.
- b) Sufficient speakers must be installed to ensure messages are heard clearly at all sections of the Venue. The Public Address System must be capable of spoken announcements and playing of compact discs.



FOOTBALL
NSW