



- 1 Field 1
- 2 Field 2
- 3 Field 3
- 4 Field 4
- 5 Field 5

Warm-up area



Natural turf

Synthetic turf

- A Football NSW Head Office/Stadium
- B Optimise Sports Physiotherapy & Perfo VSP Gym
- C Advantage Aquatics Swimming Centre
- D Indoor Stadium
- E Futsalroos Function Room
- F Accommodation Building
- G Learning Centre
- H International Sport College of Australia
- I Pararoos Room
- J ParaMatildas Room

- Information Check In
- Cafe
- Toilets
- Change rooms
- First aid/Security

- Stairs
- Ramp
- Lift
- Path to fields 4 & 5
- Fence
- Parking

VALENTINE
SPORTS PARK

THE HOME OF FOOTBALL NSW



EMERGENCY INFORMATION CARD

HOME OF FOOTBALL



OFFICE HOURS


Ring Home of Football Reception on X. 4400

AFTER HOURS

Ring Accommodation Manager on 0458 091 700

EMERGENCY

If unable to quickly contact either of the above numbers, ring the applicable emergency service
DIAL '000'



Beep-Beep-Beep



Look for any evidence of a fire (e.g. smoke or unusual smell)

Prepare to leave the building

ALERT



EVACUATE



Leave via the nearest safe exit



Go to Evacuation Assembly Point



The Evacuation Assembly Point for the Home of Football building is –



The vicinity of the Cafe



EMERGENCY INFORMATION CARD

FUTSAL BUILDING



OFFICE HOURS


Ring Home of Football Reception on X. 4400

AFTER HOURS

Ring Accommodation Manager on 0458 091 700

EMERGENCY

If unable to quickly contact either of the above numbers, ring the applicable emergency service
DIAL '000'



Beep-Beep-Beep



Look for any evidence of a fire (e.g. smoke or unusual smell)

Prepare to leave the building

ALERT



Whoop-Whoop-Whoop



EVACUATE

Leave via the nearest safe exit

Go to Evacuation Assembly Point



The Evacuation Assembly Point for the Futsal and Cafe building is –



The front of the Home of Football building



SPECTATOR CODE OF BEHAVIOUR



Spectators attending a Match or otherwise involved in any activity staged or sanctioned by FFA or an affiliate Member Federation, District Association or Club must:

- 1. Respect the decisions of Match Officials and teach children to do the same.**
- 2. Never ridicule or scold a child for making a mistake.**
- 3. Respect the rights, dignity and worth of every person regardless of their age, gender, gender identity and expression, sexual orientation, ability, race, colour, religion, language, politics, national or ethnic origin.**
- 4. Never use violence in any form towards another person including fellow spectators, Players or Match/Team Officials (including Coaches).**
- 5. Not engage in acts of discrimination, harassment or abuse towards any person, including:**
 - a. the use of obscene or offensive language and/or gestures;**
 - b. the incitement of hatred or violence.**
- 6. Comply with all Terms of Admission including provisions relating to security screening, intoxication, and items that are prohibited by law or restricted by policy from being brought into the Venue.**
- 7. Not display, or attempt to display, within the Venue any offensive or inappropriate banners (whether in English or a foreign language) or any other sign, flag, emblem or insignia which may vilify a person on the basis of their age, gender, gender identity and expression, sexual orientation, ability, race, colour, religion, language, politics, national or ethnic origin or which may offend or incite hatred or violence, as determined by the relevant Competition Administrator.**
- 8. Never throw missiles, projectiles or objects of any description at Players, Match Officials or fellow spectators.**
- 9. Not obscure the view of fellow spectators.**
- 10. Not enter or attempt to enter the field of play or playing arena without lawful authority.**
- 11. Refrain from any disorderly conduct or conduct that may injure the reputation and goodwill of FFA and the code of Football generally.**

Any person who does not comply with this Spectator Code of Behaviour or who otherwise causes a disturbance may be evicted from the Venue and may be banned from attending future Matches.

RISK WARNING UNDER SECTION 5M OF THE CIVIL LIABILITY ACT 2002

Football NSW (FNSW) administers and convenes football activities in which many players, spectators, parents, students, referees and others participate.

FNSW expects all participants in FNSW events to take responsibility for their own safety by observing instruction, rules and guidelines, by wearing compulsory safety equipment when applicable and by behaving in a safe and responsible manner towards other participants, officials, property and grounds.

While FNSW takes measures to make the sporting activities as safe as possible for all participants, there is a risk that those involved may be injured and suffer loss (including financial loss) and damage as a result of their participation in these football activities, whether at training or in actual events.

Injury can occur while the participant is engaging in, watching or officiating at a football activity, or travelling to and from the event. The injury may result from the participant's actions or the actions of others.

On some occasions, an injury can be serious (such as torn ligaments, dislocations, back injuries, concussion or broken bones). In very rare cases the injury can be life threatening or result in permanent disability. If a participant has a pre-existing injury, participating in a sporting activity could result in an exacerbation of that injury.

Participants could also suffer loss as a result of their personal property being lost, stolen, damaged or destroyed.

Guide for Cameras, Stands and Tripods

Setup, Deployment and Storage



AI-powered video cameras offer an efficient and enhanced method of capturing and analysing football training sessions and games. However, to ensure the safety of spectators and players, it's crucial to identify the potential risks involved and implement effective risk management strategies to mitigate these risks.

There are four key steps that your Club can employ to mitigate potential risk, damage and injury to third parties.



Site Assessment & Suitability

Surfaces:

- Ensure filming equipment and stands are setup on a level surface or platform

Conditions:

- Avoid setting up in extreme weather conditions (heavy rain or strong winds)



Whilst Operational

Exclusion Zones:

- Establish and mark exclusion zones around the stand to minimise accidental interference and damage
- Ensure placement of stand is not in a high foot-traffic area for both spectators and balls (i.e. behind goals)

Signage:

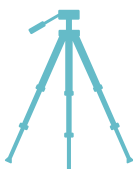
- Utilise clear and visible signage around field (Filming in Progress – Stand Clear).



Secure Installation

Weighing-Down & Anchoring:

- Use sandbags or other weights to secure the stand to the ground.
- Ensure base is secured prior to fixing camera and extending stand vertically
- Pegs are not recommended as they can easily become dislodged and are ineffective on wet or muddy surfaces.



Dismantling Camera Stand & Tripod

- When collapsing stand or tripod, ensure exclusion zones are enforced and weather is consistent.
- If not operational, do not leave stand or tripod elevated.

Expandable safety barriers, safety cones, safety bollards, safety tape, safety flags, sandbags and miracle sandbags (expand on water contact) can be purchased from your local hardware store.